











	ERROR	SYMPTOM	CAUSE
1	WATER INLET ERROR		<ul style="list-style-type: none"> ○ Water has not reached to the pre-set level within 4 min. since inlet valve operated, or water has not reached to the normal level within 25 min.
2	UNBALANCED ERROR		<ul style="list-style-type: none"> ○ The appliance is tilted. ○ Laundry is gathered to one side. ○ Non distributable things are put into the drum.
3	WATER OUTLET ERROR		<ul style="list-style-type: none"> ○ Water has not drained enough within 8 min.
4	OVERFLOW ERROR		<ul style="list-style-type: none"> ○ Water is automatically being pumped out because too amuch water is in the tub.
5	PRESSURE SENSOR S/W ERROR		<ul style="list-style-type: none"> ○ The sensor pressure switch is out of order.
6	DOOR OPEN ERROR		<ul style="list-style-type: none"> ○ The [Start/Pause] button is pressed with the door open. ○ The door switch is out of order.
7	THERMISTOR(HEATING) ERROR		<ul style="list-style-type: none"> ○ The thermistor is out of order.
8	CURRENT ERROR		<ul style="list-style-type: none"> ○ PWB ASSEMBLY (Main) is out of order <ul style="list-style-type: none"> ☞ Replace the PWB assembly (Main) ○ Winding in the MOTOR is short-circuited. <ul style="list-style-type: none"> ☞ Replace the MOTOR
9	MOTOR LOCKED ERROR		<ul style="list-style-type: none"> ○ The Connector (3-pin, male, white) in the wire harness is not connected to the Connector (3-pin, female, white) of MOTOR. <ul style="list-style-type: none"> ☞ Reconnect or repair the connector ○ The electric contact between the connectors [3-pin, male, white in the wire harness and 6-pin, female, white in the PWB ASSEMBLY (Main)] is bad or unstable. <ul style="list-style-type: none"> ☞ Reconnect or repair the contact in the connector ○ The wire harness between the MOTOR and PWB ASSEMBLY (Main) is cut (open circuited). ○ The hall sensor is out of order/defective.
10	POWER FAILURE		<ul style="list-style-type: none"> ○ The washer experienced a power failure.