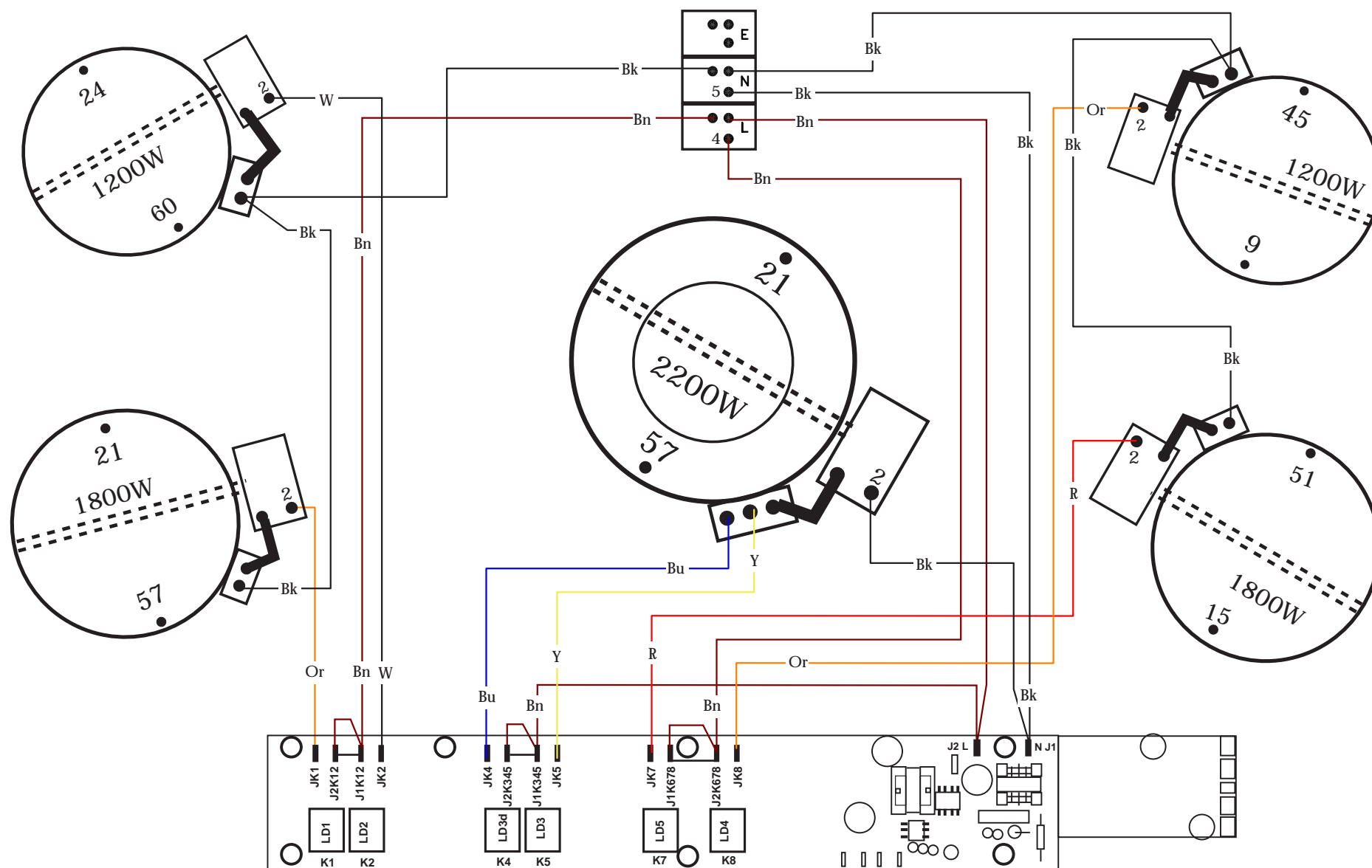



Wiring colour code: Bk-Black, Bn-Brown, Bu-Blue, Gn-Green, Or-Orange, R-Red, W-White, Y-Yellow, Gy-Grey, V-Violet



## HARNESS ROUTE / WIRING CONNECTIONS / 3 - BUNNY CLIP POSITIONS




## MOISTURE SEAL FITTING




## HARNESS SAFE EDGE PROTECTION / PCB SHIELD


ENSURE THAT THE HARNESS SAFE EDGE x 2 ARE FITTED TO THE PCB PROTECTION SHIELD AS BELOW.



ENSURE THAT THE PCB PROTECTION SHIELD IS FITTED INFRONT OF THE TWO OUTSIDE LUGS AND BEHIND THE CENTRE LUG AS SHOWN ABOVE.



ENSURE THAT THE PCB PROTECTION SHIELD IS FITTED INFRONT OF THE SIDE LUGS AND INTO THE BASE TRAY SLOTS AS SHOWN TO PREVENT THE SHIELD FROM BEING PUSHED ONTO THE PCB.



## TERMINAL BLOCK WIRING CONNECTIONS

